

21-22

IES COLLEGE OF ENGINEERING, CHITTLAPPILLY, THRISSUR DISTRICT

BALANCE SHEET AS AT 31ST MARCH 2022


	Schedule	Amount
LIABILITIES		
Loan Funds	1	5,54,66,300.00
Current Liabilities and Provisions	2	1,93,83,922.00
		7,48,50,222.00
ASSETS		
Fixed Assets Less Depreciation	4	5,67,73,274.70
Current Assets, Loans and Advances	5	31,79,104.44
Branch/Divisions	6	88,75,023.72
Excess of Expenditure Over Income	3	60,22,819.15
		7,48,50,222.00

Thrissur
29.09.2022

As per my report of even date attached.

For Ideal Educational Society




K.A. NAZARULLA, FCA DISA (ICA)
 Chartered Accountant
 TMC 36/5828, Hamriya Regency
 Shornur Road, Thrissur - 680 022
 M.No. 022144

UDIN:22022144AWSZHA3578



Mohammed Rafeek P.C
General Secretary

G. Secretary
IDEAL EDUCATIONAL SOCIETY




IES COLLEGE OF ENGINEERING, CHITTIAPPILLY, THRISSUR DISTRICT
INCOME AND EXPENDITURE ACCOUNT FOR THE YEAR ENDED 31ST MARCH 2022

	Schedule	Amount Rs.
INCOME		
Fee Collection	7	2,52,77,663.00
Hostel Collection	8	4,58,550.00
Interest Income	9	54,667.00
Other Income	10	7,67,755.00
		2,65,58,635.00
EXPENDITURE		
Other Consumables	11	52,692.00
Payment to Employees	12	2,70,25,174.00
Administrative & Other Expenses	13	1,21,41,927.05
Depreciation on Fixed Assets	4	70,28,275.39
		4,62,48,068.44
Excess of Expenditure Over Income		1,96,89,433.44


Thrissur
29.09.2022


As per my report of even date attached.

For Ideal Educational Society


CA
K.A. NAZARULLA, FCA DISA (ICA)
 Chartered Accountant
 TMC 36/5828, Hamriya Regency
 Shornur Road, Thrissur - 680 022
 M.No. 022144

UDIN:22022144AWSZHA3578


Mohammed Rafeek P.C
 General Secretary
 G. Secretary
 IDEAL EDUCATIONAL SOCIETY



IES COLLEGE OF ENGINEERING, CHITTLAPPILLY, THRISSUR DISTRICT

**SCHEDULES FORMING PART OF BALANCE SHEET AND PROFIT AND LOSS ACCOUNT
FOR THE YEAR ENDED 31ST MARCH 2022**

	Amount Rs.	Amount Rs.
1 LOAN FUNDS		
i) Unsecured Loans		
a. Ideal Educational Society	5,54,66,300.00	5,54,66,300.00
		5,54,66,300.00
2 CURRENT LIABILITIES AND PROVISIONS		
a) Expenses Payable		
Electricity Charges Payable		3,70,095.00
Excess DD Amount Payable To Students		65,650.00
Provident Fund Contribution Payable		95,386.00
PTA Fund		3,08,500.00
ESI Payable		19,692.00
Salary payable		23,24,219.00
Staff Welfare Fund		22,400.00
University Exam Remuneration Payable		7,971.00
Telephone Charges Payable		24,408.00
b) Caution Deposit		
i) B.Tech. Students		
Balance as per Last Balance Sheet	84,19,700.00	
Add: Received during the Year	11,46,000.00	
	95,65,700.00	
Less: Refunded during the Year	14,90,000.00	80,75,700.00
ii) M.Tech Students		
Balance as per Last Balance Sheet	1,57,000.00	
Add: Received during the Year	93,000.00	
	2,50,000.00	
Less: Refunded during the Year	5,000.00	2,45,000.00
iii) Hostel Students		
Balance as per Last Balance Sheet	4,01,780.00	
Add: Received during the Year	57,000.00	
	4,58,780.00	
Less: Refunded during the Year	78,000.00	3,80,780.00
c) Retention Money Payable		2,01,048.00
d) Sundry Creditors		5,26,501.00
e) Other Liabilities		
Educational Concession to Students		33,41,510.00
Refundable Deposit From Students		5,60,000.00
Alumini Fund Deposit		14,09,550.00
EEE Encon Club		6,750.00
Welfare Fund for Students		22,558.00
Scholarship Payable		13,600.00
Security Deposit from Staff		2,81,604.00
Special Fee Payable 2012-13		20,000.00
Special Fee Payable 2014-15		24,000.00
Tuition Fee Payable - Tuition Fee Waiver Scheme Students		6,000.00
Fee Advances 2021 & 2022		31,000.00
Security Deposit		10,00,000.00
		1,93,83,922.00
3 EXCESS OF EXPENDITURE OVER INCOME		
Balance as per Last Balance Sheet		1,36,66,614.29
Less: Current Year's Excess of Expenditure Over Income		1,96,89,433.44
		60,22,819.15





G. Secretary
 IDEAL EDUCATIONAL SOCIETY



	Amount Rs.	Amount Rs.
5 CURRENT ASSETS, LOANS AND ADVANCES		
a) Closing Stock (As valued and Certified by the Executive Committee)		2,19,753.00
b) Cash and Bank Balances		
i) Cash in Hand		91,154.00
Cash in hand		
ii) Bank Balances		
The Federal Bank Ltd SB A/c No.19720100046699	1,30,781.80	
The Federal Bank Ltd SB A/c No.19720100000043	68,116.53	
The Federal Bank Ltd SB A/c No.19720100001983 - IFD	7,296.33	
The Federal Bank Ltd CTY - 19720100031311	1,140.00	
State Bank of India A/c No. 30865837145	11,00,601.58	
State Bank of India A/c No.57019578489	32,113.00	13,40,049.24
d) Other Deposits		
Electricity Deposit		6,83,896.00
Gas Cylinder Deposit		12,750.00
Telephone Deposit		4,625.00
Water Connection Deposit		10,050.00
Deposit with Santhosh Fuels		5,100.00
c) Other Current Assets		
National Savings Certificate		1,601.20
Prepaid Expenses		1,91,750.00
d) Loans and Advances		
Advance		51,250.00
Advance to Suppliers		5,40,185.00
e) Sundry Debtors		26,941.00
		31,79,104.44
5 BRANCH / DIVISION CURRENT ACCOUNT		
Ideal Educational Society		88,75,023.72
		88,75,023.72
7 FEE COLLECTION		
Admission Fee B.Tech & M.Tech		69,000.00
Registration Fee B.Tech & M.Tech		8,500.00
Internet Fee		1,50,500.00
Miscellaneous Fee- M. Tech		1,81,000.00
Miscellaneous Fee- B.Tech		20,42,401.00
Special Fee B.Tech & M.Tech		4,72,500.00
Tuition Fee B.Tech		2,06,19,662.00
Tuition Fee M.Tech		17,34,100.00
		2,52,77,663.00
3 HOSTEL COLLECTION		
Hostel Fee B.Tech		4,58,550.00
		4,58,550.00
9 INTEREST INCOME		
Interest received on SB A/c's		14,793.00
Interest Received on Electricity Deposit		39,874.00
		54,667.00
0 OTHER INCOME		
Fine Collected		5,400.00
Library Fine		4,445.00
Miscellaneous Income		12,944.00
TPC Registration		4,23,250.00
University fee		1,000.00
University Examination Fee		70,716.00
Rent		2,50,000.00
		7,67,755.00
1 OTHER CONSUMABLES		
Hostel		11,140.00
2 LAB CONSUMABLES		41,552.00
		52,692.00
3 PAYMENT TO EMPLOYEES		
Allowance to staff		38,600.00
Gratuity		4,08,507.00
Salary and Allowances to Staff		2,65,78,067.00
		2,70,25,174.00




Secretary
IDEAL EDUCATIONAL SOCIETY



	Amount Rs.	Amount Rs.
14 ADMINISTRATIVE & OTHER EXPENSES		
Administration Charges		16,64,736.00
Admission Campaign Expenses		2,78,750.00
AICTE Expenses		2,25,001.00
Arts, Sports ,Games and other Activities		1,43,626.00
Bank Charges		11,444.01
Cleaning and Maintenance		2,01,007.00
Contribution to Provident Fund		4,94,660.00
ESI Employer Contribution		1,61,727.00
Cable Connection Expenses		5,769.00
Electrical Inspection Fee		86,010.00
Electricity Charges		13,06,029.00
Ex - Gratia		1,32,000.00
Generator Running Expenses		1,68,086.00
Programme Food Expense		34,500.00
Internet Connection Charges		7,85,000.00
Legal and Professional Charges		1,22,000.00
Medical Expenses		19,183.00
Miscellaneous Expenses		2,950.00
Membership Fee		15,000.00
News Paper, Books and Periodicals		31,174.00
NBA Expenses		9,31,600.00
Orientation Programme Expense		28,006.00
Placement Training Programme		4,69,000.00
Postage Expenses		2,207.00
Printing and Stationery		2,55,322.00
Rates & Taxes		33,466.00
Refreshment Charges		1,25,107.00
Research and Development		4,08,568.00
Software Service Charge		4,86,752.00
Store Consumed		8,450.00
Subscription of Journals		3,48,690.00
Travelling Expenses		6,810.00
Telephone Charges		23,128.00
University Fee		8,81,000.00
Vehicle Running Expenses		2,12,234.04
Washing Charges		1,703.00
Repairs and Maintenance to :		
Air Conditions		
College Building	82,450.00	
Computer and Accessories	7,75,487.00	
Electrical Fittings	4,58,293.00	
Equipments	33,735.00	
Furniture	38,247.00	
Generator	2,46,680.00	
Lab equipments	23,661.00	
Others	43,994.00	
		17,07,427.00
		1,21,41,927.05





 SECRETARY
 IDEAL EDUCATIONAL SOCIETY



IES COLLEGE OF ENGINEERING, CHITILAPPILLY, THIRISSUR DISTRICT
4. STATEMENT OF FIXED ASSETS AND DEPRECIATION THEREON AS AT 31ST MARCH 2022


Particulars	Rate %	W.D.V. As on 31.03.2021 Rs.	Addition during the year		Total 31.03.2022 Rs.	Sale/ Disposal/ Adjusted Rs.	W.D.V. On 31.03.2022 Rs.	Before 30.09.2021 Rs.	After 30.09.2021 Rs.	Total Rs.	W.D.V. As on 31.03.2022 Rs.
			Before 30.09.2021 Rs.	After 30.09.2021 Rs.							
1 Air Conditioners	15	5,45,514.58	-	72,000.00	6,17,514.58	-	81,827.19	-	5,400.00	87,227.19	5,30,287.39
2 Air Cooler	15	3,682.75	-	-	3,682.75	-	552.41	-	-	552.41	3,130.34
3 Basket Ball Court	10	50,244.26	-	-	50,244.26	-	5,024.43	-	-	5,024.43	45,219.84
4 Board	10	50,445.43	-	-	50,445.43	-	5,044.54	-	-	5,044.54	45,400.89
5 Boundary Wall/Drainage	10	14,246.18	-	-	14,246.18	-	1,424.62	-	-	1,424.62	12,821.56
6 Boys Hostel Building	10	10,20,718.79	-	-	10,20,718.79	-	1,02,071.88	-	-	1,02,071.88	9,18,646.91
7 CADD Lab Work EEE Dept.	10	1,41,510.69	-	-	1,41,510.69	-	14,151.07	-	-	14,151.07	1,27,359.62
8 Civil CAD Lab Work	10	79,671.32	-	-	79,671.32	-	7,967.13	-	-	7,967.13	71,704.18
9 CCTV	15	2,33,633.47	-	-	2,33,633.47	-	35,045.02	-	-	35,045.02	1,98,588.45
10 Coin Box	10	2,009.09	-	-	2,009.09	-	200.91	-	-	200.91	1,808.18
11 College Auditorium	10	35,60,007.67	-	-	35,60,007.67	-	3,56,000.77	-	-	3,56,000.77	32,04,006.90
12 Building	10	3,32,83,378.41	-	-	3,32,83,378.41	-	33,28,337.84	-	-	33,28,337.84	2,99,55,040.57
13 College Equipments	15	1,59,275.86	-	-	1,59,275.86	-	23,891.38	-	-	23,891.38	1,35,384.48
14 College Music Club	10	947.10	-	-	947.10	-	94.71	-	-	94.71	852.39
15 Computer and Accessories	40	6,53,864.65	33,200.00	32,500.00	7,19,564.65	-	2,61,545.86	13,280.00	6,500.00	2,81,325.86	4,38,238.79
16 Computer Lab	10	2,61,923.47	-	-	2,61,923.47	-	26,192.35	-	-	26,192.35	2,35,731.12
17 Cycle Shed	10	87,217.07	-	-	87,217.07	-	8,721.71	-	-	8,721.71	78,495.36
18 Canteen Building	10	14,21,273.30	-	-	14,21,273.30	-	1,42,127.33	-	-	1,42,127.33	12,79,145.97
19 Digital Camera	15	2,358.58	-	-	2,358.58	-	353.79	-	-	353.79	2,004.80
20 Drawing Board	10	21,357.54	-	-	21,357.54	-	2,135.75	-	-	2,135.75	19,221.79
21 Electrical Fittings	10	10,15,366.18	-	-	10,15,366.18	-	1,01,536.62	-	-	1,01,536.62	9,13,829.56
22 Electrical Sub-station	15	2,46,571.20	-	-	2,46,571.20	-	36,985.68	-	-	36,985.68	2,09,585.52
23 Electrification - EEE Comp.Lab	10	76,357.34	-	-	76,357.34	-	7,635.73	-	-	7,635.73	68,721.60
24 Electrification - Physics Lab	10	2,497.25	-	-	2,497.25	-	249.73	-	-	249.73	2,247.53
25 Electrification work	10	13,40,745.52	-	-	13,40,745.52	-	1,34,074.55	-	-	1,34,074.55	12,06,670.97
26 EPABX	15	75,046.19	-	-	75,046.19	-	11,256.93	-	-	11,256.93	63,789.26
27 Fire Extinguisher	15	11,467.43	-	-	11,467.43	-	1,720.11	-	-	1,720.11	9,747.31
28 Furniture and Fixtures	10	62,36,510.37	1,72,034.00	-	64,08,544.37	-	6,23,651.04	-	8,601.70	6,32,252.74	57,76,291.64
29 Fitness Equipments	15	20,709.28	-	-	20,709.28	-	3,106.39	-	-	3,106.39	17,602.89
30 Garden Equipments	15	11,174.23	-	-	11,174.23	-	1,676.13	-	-	1,676.13	9,498.10
31 Generator	15	6,40,037.11	-	-	6,40,037.11	-	96,005.57	-	-	96,005.57	5,44,031.54
32 Generator shed	10	15,624.00	-	-	15,624.00	-	1,562.40	-	-	1,562.40	14,061.60
33 Geological Museum	10	2,161.34	-	-	2,161.34	-	216.13	-	-	216.13	1,945.21
34 Hostel Amnities	10	3,511.34	-	-	3,511.34	-	351.13	-	-	351.13	3,160.21
35 Hostel Building	10	4,90,459.33	-	-	4,90,459.33	-	49,045.93	-	-	49,045.93	4,41,413.40
36 Hostel Equipments	15	11,730.25	-	-	11,730.25	-	1,759.54	-	-	1,759.54	9,970.71
37 Lab Equipments	15	51,79,852.13	-	-	51,79,852.13	-	7,76,977.82	-	-	7,76,977.82	44,02,874.31
38 Lab Equipments Physics Lab	15	12,502.44	-	-	12,502.44	-	1,875.37	-	-	1,875.37	10,627.08
39 Lab Equipments -ECE Dept.	15	18,790.06	-	-	18,790.06	-	2,818.51	-	-	2,818.51	15,971.55
40 LCD Projector	15	1,46,477.88	-	-	1,46,477.88	-	21,971.68	-	-	21,971.68	1,24,506.20
41 Library Books	15	10,30,278.61	-	-	10,30,278.61	-	1,54,541.79	-	-	1,54,541.79	8,75,736.82
42 Library Equipments	15	1,15,885.39	-	-	1,15,885.39	-	2,199.39	-	-	2,199.39	1,13,685.99
43 Lightning Arrestor	15	5,204.62	-	-	5,204.62	-	17,382.81	-	-	17,382.81	98,502.58
44 Mobile-phone	15	33,890.66	-	-	33,890.66	-	780.69	-	-	780.69	4,423.92
45 Motor Pump	15	35,947.57	-	-	35,947.57	-	5,083.60	-	-	5,083.60	28,807.06
46 Name Board	10	8,844.92	-	-	8,844.92	-	884.49	-	-	884.49	32,352.81
47 Notice Board	10	41,788.98	-	-	41,788.98	-	6,268.35	-	-	6,268.35	7,960.43
48 Tkt. Equipments	15	-	5,522.00	-	5,522.00	-	-	-	414.15	-	40,628.48



(Signature)
S. Secretary
IFAI FOUNDATIONAL SOCIETY



10	System	16,773.37	-	-	-	-	16,773.37	-	-	-	-	1,677.34	15,096.03
15	Photocopier	1,88,838.52	-	-	-	-	1,88,838.52	-	-	-	-	28,325.78	1,60,512.74
10	Play Ground	1,35,055.08	-	-	-	-	1,35,055.08	-	-	-	-	13,505.51	1,21,549.58
15	Pump Set	9,413.27	-	-	-	-	9,413.27	-	-	-	-	1,411.99	8,001.28
10	Rain Water Pit	4,52,048.97	-	-	-	-	4,52,048.97	-	-	-	-	45,204.90	4,06,844.07
10	Security Shed	11,944.30	-	-	-	-	11,944.30	-	-	-	-	1,194.43	10,749.87
15	Spiral Binder Machine	390.03	-	-	-	-	390.03	-	-	-	-	58.51	331.53
15	Sports Equipments	42,481.05	-	-	-	-	42,481.05	-	-	-	-	6,372.16	36,108.89
10	Sports Room	30,963.33	-	-	-	-	30,963.33	-	-	-	-	3,096.33	27,867.00
10	Stage Work	1,187.27	-	-	-	-	1,187.27	-	-	-	-	118.73	1,068.55
10	Tennis Court	79,295.33	-	-	-	-	79,295.33	-	-	-	-	7,929.53	71,365.80
15	Toyota Qualis	52,256.74	-	-	-	-	52,256.74	-	-	-	-	7,838.51	44,418.23
15	Utensils	13,844.96	-	-	-	-	13,844.96	-	-	-	-	2,076.74	11,768.22
10	Vehicle Shed	41,029.16	-	-	-	-	41,029.16	-	-	-	-	4,102.92	36,926.25
15	Water Cooler	69,213.68	-	-	-	-	69,213.68	-	-	-	-	10,382.05	58,831.63
15	Water Purifier	44,182.01	-	-	-	-	44,182.01	-	-	-	-	6,627.30	37,554.71
10	Work Shop Building	17,27,128.07	-	-	-	-	17,27,128.07	-	-	-	-	1,72,712.81	15,54,415.26
10	Television	26,780.79	-	-	-	-	26,780.79	-	-	-	-	2,678.08	24,102.71
15	Settop Box	1,122.02	-	-	-	-	1,122.02	-	-	-	-	168.30	953.72
10	Printer	17,52,961.29	-	-	-	-	17,52,961.29	-	-	-	-	1,88,655.13	16,97,896.16
10	Software	2,14,882.25	-	-	-	-	2,14,882.25	-	-	-	-	21,488.23	1,93,394.03
15	Water Heater	3,538.13	-	-	-	-	3,538.13	-	-	-	-	530.72	3,007.41
		6,33,52,704.08	1,66,790.00	2,82,056.00	-	-	6,38,01,550.08	69,80,720.54	26,639.00	20,915.85	70,28,275.39	5,67,73,274.70	



[Signature]
Secretary
IDEAL EDUCATIONAL SOCIETY